



Single Use Flexible Hysteroscope

Creating a difference in healthcare



For More Information
www.bio-spectrum.com

01636 705 084

Ingenuity and Insight

More Precise

The maximum $\pm 60^\circ$ rotation function allows the operator to change the shaft's angle which allows for greater user precision and improved patient comfort.

Field of View: 120°

Wider field of view of 120° gives the operator a better visual experience.

The Rotation Function


Can be rotated and adjusted for ease of operation

Flexible Shaft

Fully flexible shaft allowing greater operator movement.

Deflection 130° Up/Down

Deflection capabilities of 130° up and down allows observation of both sides of the oviduct orifices simultaneously.



Product Specification

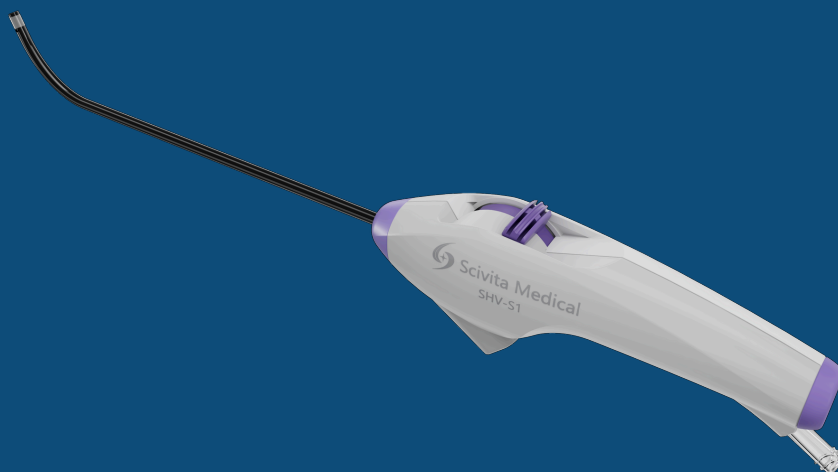
Model	SHV-P1	SHV-P2
Outer Diameter of insertion Section (OD)	2.8mm	5.2mm
Working Length	240mm	290mm
Working Channel (ID)	1.2mm	2.2mm
Field of View	120°	
Depth of Field	0.5-120mm	
Angulation Range	Up: 130°, Down 130°	

Single-Use Semi-Flexible Hysteroscope

- Anatomical design of the insertion tip delivers a more comfortable patient experience.
- Design has an independent large water inlet channel plus outlet channel allows for better performance and more efficient scope.

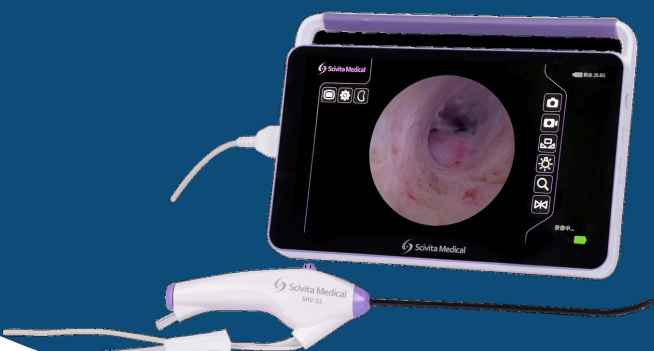
Applicants

- Operative and Diagnostic Hysteroscopy
- Small Uterine Fibroids
- IUD removal



Single-Use Semi-Flexible Hysteroscope

Specification	
Model	SHV-S1
Outer Diameter (OD)	4.5mm
Working Channel (ID)	2.35mm
Working Length	220mm
Total Length of Working Channel	380mm
Bending Angle	Up: 90°, Down 90°
Direction of View	0°
Field of View	120°
Depth of Field	2-50mm
Endoscope illumination	LED light at the distal end



Single-Use Rigid Hysteroscope

- Smaller OD minimises the number of dilations and thus eases patient discomfort by shortening operative time.
- Synchronised rotation $\pm 170^\circ$ degree function improves flexibility, precision, safety and efficiency of surgery, delivering and improved surgical experience for patients and doctors.
- Easy to operate, ergonomic design which supports horizontal and vertical grips.

Applications

- Endometrial Polyps
- Fibroids
- Hysteroscopy
- Tissue Biopsy
- Abnormal Endometrial Thickening
- Abnormal IUD & Removal IUD
- Uterine Adhesions
- Mediastinal Uterus
- Endometrial Excision



Single-Use Rigid Hysteroscope

Specification		
Model	SHV - 4800	SHV-6800
Outer Diameter (OD)	Ø4.8mm	Ø6.8mm
Working Channel (ID)	1.90mm	4.2mm
Working Length	190mm	
Total Length	350mm	
Rotation Angle	170° in both directions	
Field of View	140°	
Depth of Field	3-50mm	
Endoscope illumination	LED light at the distal end	

Contact & Visit Us



www.bio-spectrum.com



01636 705 084



customers@bio-spectrum.co.uk



Unit 9 Halifax Court
Fernwood Business Park
Newark
Nottingham
NG24 3JP

