

## Carbon Reduction Plan

### Commitment to achieving Net Zero

BioSpectrum Limited is committed to achieving Net Zero emissions by 2045.

### Baseline Emissions Footprint

Baseline emissions are a record of the greenhouse gases that have been produced in the past and were produced prior to the introduction of any strategies to reduce emissions. Baseline emissions are the reference point against which emissions reduction can be measured.

Baseline Year: 2022 – 2023

Additional Details relating to the Baseline Emissions calculations.

The baseline calculation of 2022 – 2023 was calculated using the operational control approach, in partnership with Climate Partner.

The categories included were:

1. Scope 1: Vehicle Fleet
2. Scope 2: Electricity
3. Scope 3:
  1. Purchased goods and services: food and drink, electronic devices, packaging materials, office paper, print products, water.
  2. Fuel-and-energy related activities
  3. Upstream transportation and distribution
  4. Waste Generated in Operations
  5. Business Travel
  6. Employee Commuting
  7. Downstream transportation and distribution

Primary data was collected and used for the calculation of all categories.

Baseline year emissions: 01 July 2022- 30 June 2023	
EMISSIONS	TOTAL (tCO <sub>2</sub> e)
Scope 1 – Vehicle Fleet	10.08 tCO <sub>2</sub> e
Scope 2 – Purchased Electricity	3.01 tCO <sub>2</sub> e
Scope 3	69.32 tCO <sub>2</sub> e
3.1 Purchased Goods and Services	3.09 tCO <sub>2</sub> e
3.3 Fuel- and Energy-Related Activities	3.3 tCO <sub>2</sub> e
3.4 Upstream Transportation and Distribution	48.94 tCO <sub>2</sub> e
3.5 Waste Generated in Operation	0 tCO <sub>2</sub> e
3.6 Business Travel	7.81 tCO <sub>2</sub> e
3.7 Employee Commuting	5.95 tCO <sub>2</sub> e
3.9 Downstream Transportation and Distribution	0.23 tCO <sub>2</sub> e
<b>Total Emissions</b>	<b>82.42 tCO<sub>2</sub>e</b>



## Current Emissions Reporting

Reporting Year: 01 July 2024- 30 June 2025

During the reporting year, BioSpectrum grew very rapidly leading to significant increases in both units of products sold and the number of employees. This resulted in a pro rata increase in carbon emissions.

The same methodology and system boundaries were followed as in the baseline year.

EMISSIONS	TOTAL (tCO <sub>2</sub> e)
Scope 1 – Vehicle Fleet	15.62 tCO <sub>2</sub> e
Scope 2 – Purchased Electricity	6.31 tCO <sub>2</sub> e
Scope 3	123.99 tCO <sub>2</sub> e
3.1 Purchased Goods and Services	14.08 tCO <sub>2</sub> e
3.3 Fuel- and Energy-Related Activities	6.23 tCO <sub>2</sub> e
3.4 Upstream Transportation and Distribution	82.52 tCO <sub>2</sub> e
3.5 Waste Generated in Operation	0 tCO <sub>2</sub> e
3.6 Business Travel	6.67 tCO <sub>2</sub> e
3.7 Employee Commuting	13.28 tCO <sub>2</sub> e
3.9 Downstream Transportation and Distribution	1.2 tCO <sub>2</sub> e
Total Emissions	145.91 tCO <sub>2</sub> e



### **Emissions reduction targets**

BioSpectrum have aligned with the NHS' goals of reaching Net Zero by 2045.

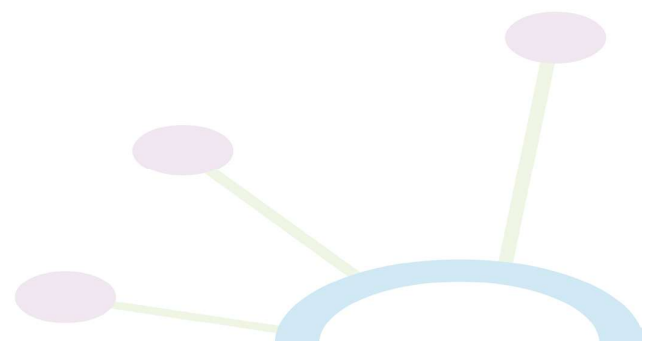
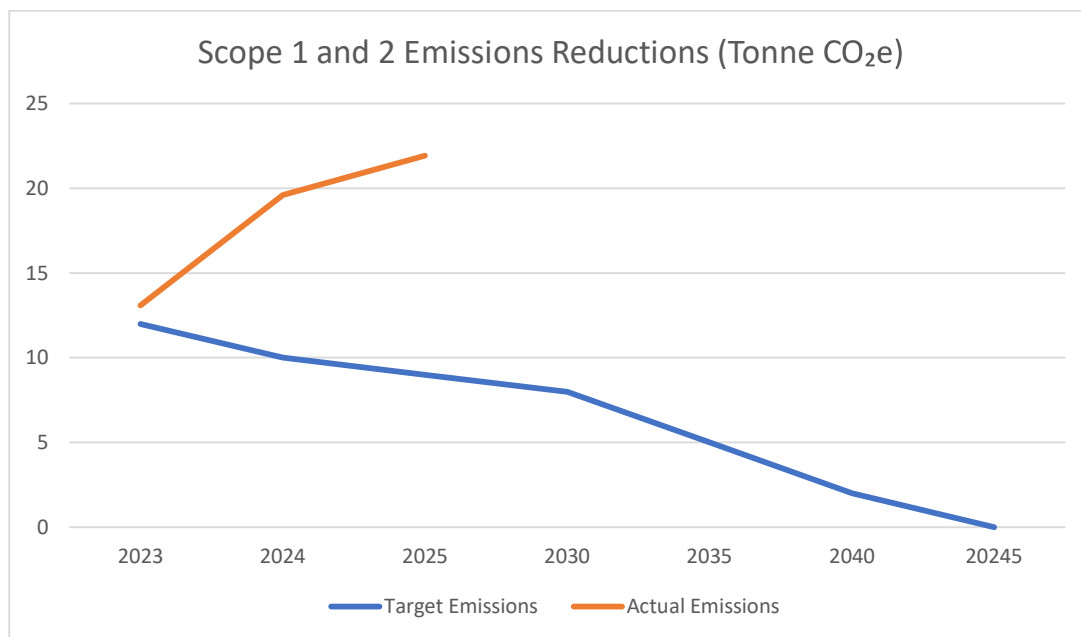
In order to continue our progress to achieving Net Zero, we have adopted the following carbon reduction targets:

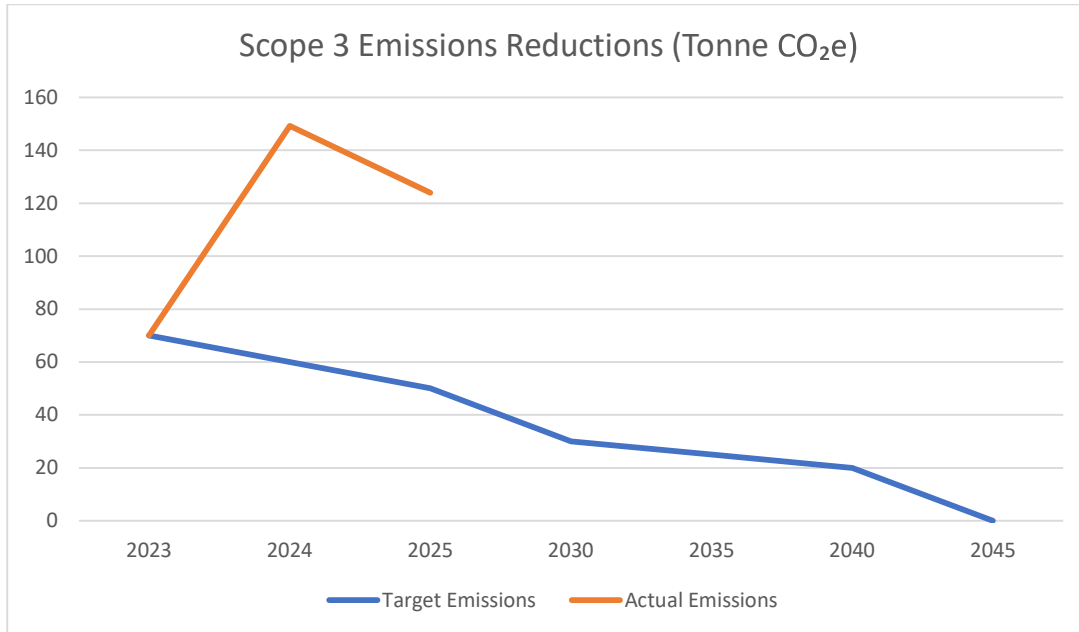
- For the emissions we control directly, we will reach net zero by 2040, with an ambition to reach an 80% reduction by 2028 to 2032;
- For the emissions we can influence, we will reach net zero by 2045, with an ambition to reach an 80% reduction by 2036 to 2039.

### **The SBTi's Corporate Net-Zero Standard**

Under this initiative, BioSpectrum has set itself short-term reduction targets and committed to reducing Scope 1, 2, and 3 emissions by more than 90% by 2050. The remaining emissions will be neutralised through measures that remove carbon from the atmosphere. This will be achieved with technologies such as direct air capture. In addition, BioSpectrum will finance climate projects to avoid emissions elsewhere in the world to reinforce our commitment to climate action.

Progress against these targets can be seen in the graph below:





### **Carbon Reduction Projects**

Completed Carbon Reduction Initiatives:

The following environmental management measures and projects have been completed or implemented since the 01 July 2022/30 June 2023 baseline.

Scope 1:

- As of October 2023, all company cars must be hybrid or electric.
- Charging points have been installed on site to charge the vehicles during the working day.
- We have removed the use of air-conditioning in the office.

Scope 2

- All new IT and office equipment must meet ENERGY STAR or Ecolabel standards for energy efficiency.
- To improve the circularity of electronic equipment, all redundant and obsolete office equipment is now recycled
- All equipment within the facility is set to an automated power down schedule at the end of the working day.
- Our previous non-renewable electricity tariff expired in February 2025 and has now been replaced with a 100% renewable electricity supply.



### Scope 3

- We have increased the number of shipments using sea freight from zero in 2022/23 to 40% in 2024/25 with a target of 50% in 2025/26
- We have worked closely with key suppliers to reduce the volumetric weight of the consignments that they ship. We have impressed upon our partners the need to ship in the smallest size carton possible and to eliminate excess void.
- We have prioritised air freight partners who use Sustainable Air Fuel
- A Sustainable Travel Policy has been introduced for all staff, prioritising public transport and prohibiting all domestic flights.
- We have reduced office printing by more than 90%, moving to a predominantly paperless office
- We have switched to 100% e-invoicing and no longer send hard copy invoices to customers.
- We have fitted charging points on site to incentivise colleagues to switch to an EV
- We have installed an on-site shower and changing room to encourage colleagues to cycle to work

In the future we hope to implement further measures including:

### Scope 1

- The single, remaining diesel transit van will be replaced by an electric van in 2026.

### Scope 2

- Halogen light bulbs will be phased out and replaced with energy-efficient alternatives

### Scope 3

- We have reduced our inbound logistics emissions by 26% despite year-on-year increase in shipments of 47%. We will continue to further decrease them by increasing the share of rail and sea freight.
- To reduce our Scope 3 Category 3.1 (Food & Drink) emissions, we will transition our company meal offerings toward lower-carbon options — prioritising plant-based dishes and incorporating less carbon-intensive proteins such as chicken or fish — to significantly decrease the lifecycle impact of our food procurement.
- We will increase the use of batch forecasts with key suppliers to consolidate orders and reduce weekly 'trickle' shipments, thereby lowering transport-related emissions.



## Declaration and Sign Off

This Carbon Reduction Plan has been completed in accordance with PPN 06/21 and associated guidance and reporting standard for Carbon Reduction Plans.

Emissions have been reported and recorded in accordance with the published reporting standard for Carbon Reduction Plans and the GHG Reporting Protocol corporate standard<sup>1</sup> and uses the appropriate Government emission conversion factors for greenhouse gas company reporting<sup>2</sup>.

Scope 1 and Scope 2 emissions have been reported in accordance with SECR requirements, and the required subset of Scope 3 emissions have been reported in accordance with the published reporting standard for Carbon Reduction Plans and the Corporate Value Chain (Scope 3) Standard<sup>3</sup>.

This Carbon Reduction Plan has been reviewed and signed off by the board of directors

Signed on behalf of BioSpectrum:

*Penelope McQuilkin*.....

Penelope McQuilkin, Company Secretary

Date: 14th November 2025.....

---

<sup>1</sup><https://ghgprotocol.org/corporate-standard>

<sup>2</sup><https://www.gov.uk/government/collections/government-conversion-factors-for-company-reporting>

<sup>3</sup><https://ghgprotocol.org/standards/scope-3-standard>

